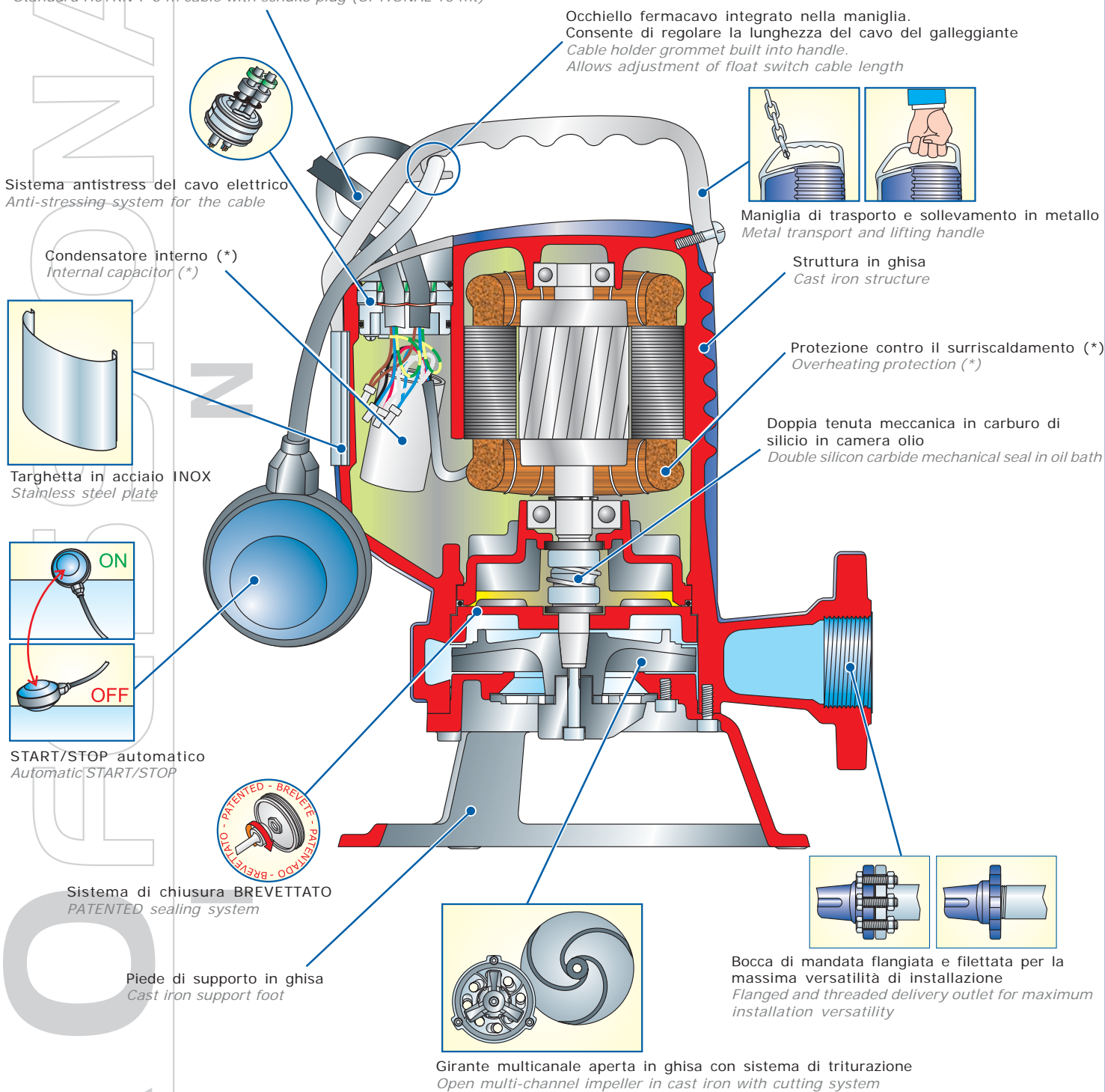
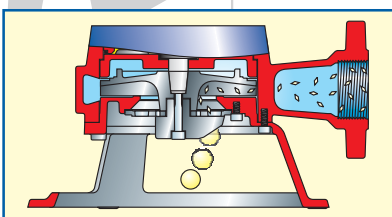


Cavo standard tipo H07RN-F lunghezza 5 m con spina schuko (OPTIONAL 10 mt)
Standard H07RN-F 5 m cable with schuko plug (OPTIONAL 10 mt)



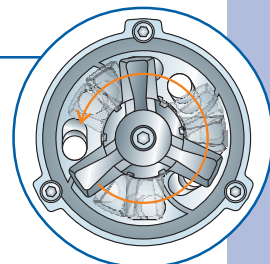
(*) Solo modelli monofase
(*) single-phase models only



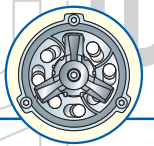
Passaggio libero
Free passage

I modelli GR Blue sono dotati di un sistema di tritrazione in aspirazione costituito da un piatto in acciaio e un coltello triangolare rotante. Questo sistema lacera fibre e corpi filamentososi e garantisce un funzionamento regolare della pompa.

The GR Blue models are equipped with an intake cutting system composed of a steel plate and a triangular rotary cutter. This system cuts fibres and stringy bodies and assures smooth pump functioning.



69.000 tagli al minuto
69,000 cuts a minute



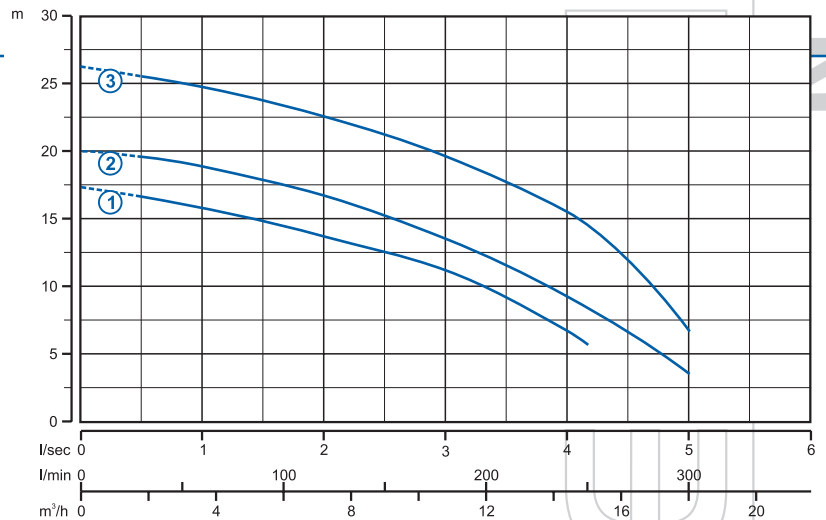
Codice Code	Modello Model	Potenza Power		Corrente Current	giri/min rpm	Mandata orizz. Horizontal outlet (Ø mm)	Pass. Libero Free passage (mm)
		V	kW HP				
① 1116	GR BluePRO 100/2/G40H M	220/240~	0.74 1.0	5.5	2900	1 1/2"	-
① 1117	GR BluePRO 100/2/G40H T	380/400~	0.74 1.0	2.7	2900	1 1/2"	-
② 1118	GR BluePRO 150/2/G40H M	220/240~	1.1 1.5	7.5	2900	1 1/2"	-
② 1119	GR BluePRO 150/2/G40H T	380/400~	1.1 1.5	3.2	2900	1 1/2"	-
③ 1120	GR BluePRO 200/2/G40H M	220/240~	1.5 2.0	10	2900	1 1/2"	-
③ 1121	GR BluePRO 200/2/G40H T	380/400~	1.5 2.0	4.3	2900	1 1/2"	-



Versione monofase corredata di protezione contro il surriscaldamento, condensatore e galleggiante
 Versione trifase corredata di relé e galleggianti
 Cavo lunghezza 5 m per uso all'interno **Optional:** Cavo lunghezza 10 metri per uso all'esterno

*The single-phase version is equipped with a overheating protection, capacitor and float switch
 The three-phase version is equipped with a relay and float switch
 5 m cable with Schuko plug for indoor use **Option:** 10 m cable for outdoor use*

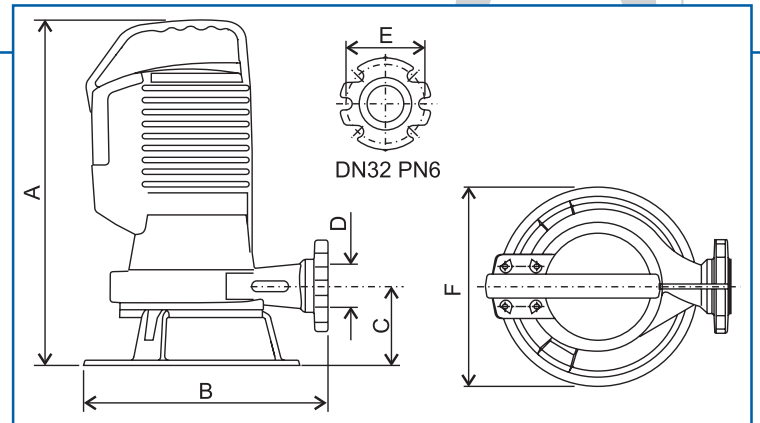
Prestazioni idrauliche Hydraulic performance



l/s	0	1	2	3	4	5
l/min	0	60	120	180	240	300
m³/h	0	3.6	7.2	10.8	14.4	18

① GR BluePRO 100/2/G32H M(T)	17.4	15.8	13.7	11.1	6.9	
② GR BluePRO 150/2/G50H M(T)	20.0	18.9	16.9	13.4	9.2	3.7
③ GR BluePRO 200/2/G50H M(T)	26.2	24.9	22.5	19.5	15.3	6.9

Dimensioni Dimensions



	A	B	C	D	E	F	Kg
GR BluePRO 100/2/G32H M(T)	364	255	95	1 1/2"	90	220	19
GR BluePRO 150/2/G50H M(T)	410	285	97	1 1/2"	90	230	24
GR BluePRO 200/2/G50H M(T)	410	285	97	1 1/2"	90	230	25